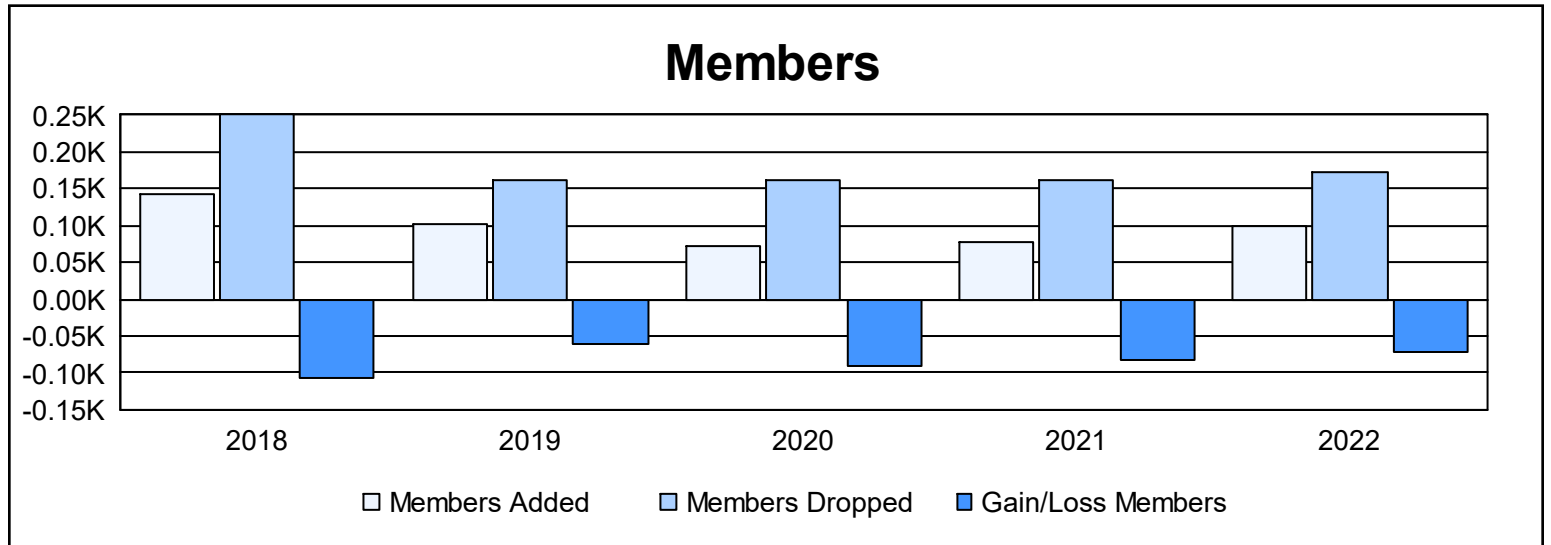
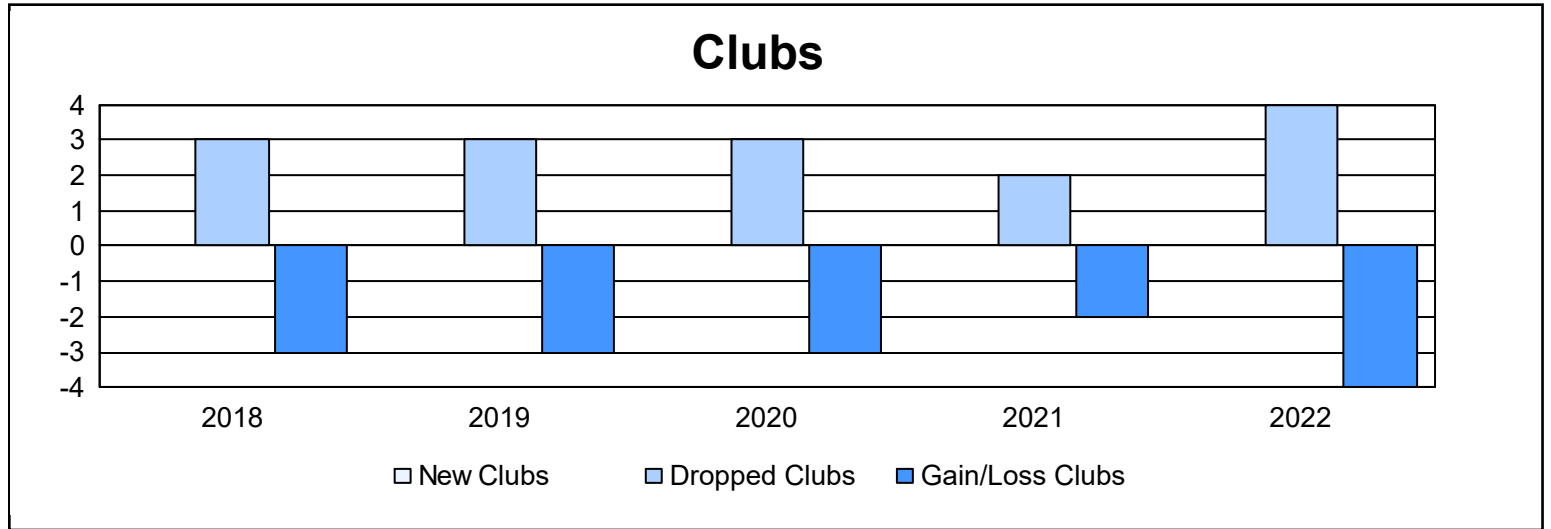
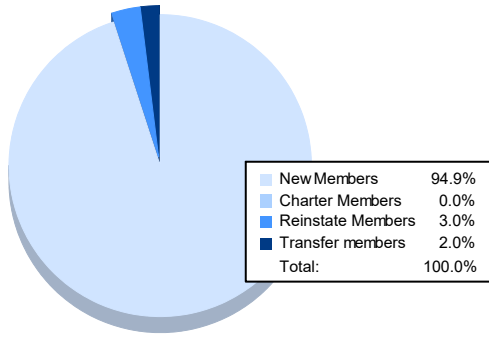


Year	New Clubs	Dropped Clubs	Gain/ Loss Clubs	New Members	Charter Members	Reinstate Members	Transfer Members	Total Member Added	Total Members Dropped	Gain/ Loss Members
2017-2018	0	3	-3	130	5	4	3	142	250	-108
2018-2019	0	3	-3	68	8	23	2	101	162	-61
2019-2020	0	3	-3	58	1	10	2	71	162	-91
2020-2021	0	2	-2	42	1	33	2	78	161	-83
2021-2022	0	4	-4	94	0	3	2	99	172	-73
<b>Average</b>	<b>0</b>	<b>3</b>	<b>-3</b>	<b>78</b>	<b>3</b>	<b>15</b>	<b>2</b>	<b>98</b>	<b>181</b>	<b>-83</b>



### Membership Composition June 2022 Cumulative



### Gender Composition June 2022 Cumulative

